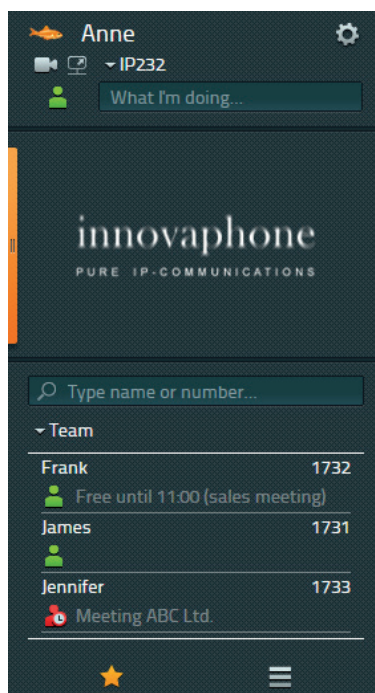


innovaphone Office Integration:

An overview of all Presence information

To simplify everyday communication and collaboration in a company, it is helpful to keep an eye on the Presence status of colleagues or business partners - no matter what device or application is being used. This makes it easy to avoid unnecessary work.



With the innovaphone Office integration, all Presence information is available in the myPBX innovaphone Unified Communications client, on the innovaphone IP phone as well as in all MS Office applications. Colored Presence icons and additional Presence notes provide the user with a perfect overview of who is currently busy, away or available.

Optimizing reaction times between colleagues and business partners is another advantage of the innovaphone Office integration. The user has the possibility to choose the most suitable means of communication in line with the

Presence information indicated: if colleague Mr A is available: call. If colleague Mr B is absent or on vacation: email. If colleague Mr C is on the phone:- brief chat request. Thus, communication does not hold you up, but is fun and saves valuable time.

Presence everywhere fully automatic and in real time

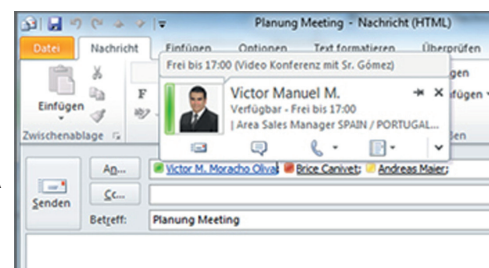
The innovaphone Office integration processes all Presence information from a variety of sources of information. Presence information that has been set in the innovaphone PBX, provided by the Unified Communications client myPBX or the VoIP telephone as well as all pending appointments in the Outlook calendar are all relevant.

What is special about the innovaphone Office integration: Presence is updated fully automatically and in real time - without any further intervention by the user. As soon as just one piece of Presence information changes, it is adjusted everywhere - in the myPBX Unified Communications Client, in all Office applications and even on the VoIP phone.

The freely configurable display period of Presence note is another special feature of the innovaphone Office integration. If an "available" contact has an appointment in the next few hours, this entry is shown as a Presence note in all applications. The default setting of the period shown is 36 hours. However, this can be changed by the administrator at any time.

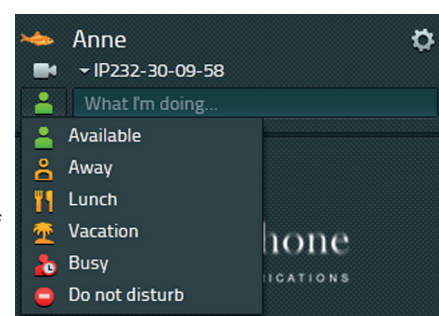
Presence information in Outlook

All of the Presence information on the IP phone and in the myPBX Unified Communications client are displayed graphically in Outlook with a coloured Presence icon. A green icon indicates "Available", a yellow icon "Away" and a red icon "Busy". If the user passes over a Presence icon with his mouse, an additional window appears with the current Presence note. The user now has the opportunity to send an email directly from this window, to start a myPBX chat or to call the person intended.



Presence information in myPBX

A coloured icon also displays the Presence information on the myPBX unified communications client. It is irrelevant whether this information has previously been set as a calendar entry in Outlook or on the IP phone. The Presence information and note are displayed in the Favourite list. If the user passes over a specific contact with his mouse, he automatically has the possibility of calling the other party directly or sending an email. If the contact is "active", a myPBX chat can be started directly. The user can use a drop-down menu with a total of six different Presence statuses (available, away, lunch, vacation, busy and "do not disturb") for his own Presence.



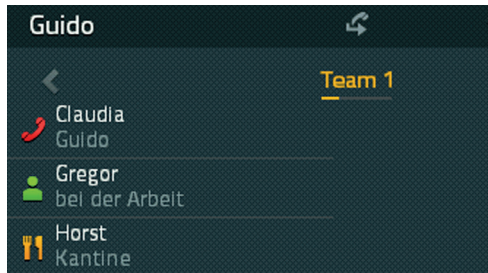
Presence information on the innovaphone IP phone

Coloured Presence icons for both calendar entries in Outlook as well as the Presence information used in myPBX are

innovaphone Office Integration:

An overview of all Presence information

automatically displayed on the innovaphone IP phone. If a call takes place, it shows the current availability of the potential person being called.



The user can use the pre-determined function keys to set his own Presence on the innovaphone IP phone. The IP phone also has six different Presence statuses (available,

away, busy, lunch, vacation and “Do not disturb”).

Licensing

In order to use the innovaphone Office integration, one Port license and one myPBX license are required for each myPBX user. The number of myPBX licenses does not have to be equal to the number of port licenses!

The myPBX license is also part of the innovaphone UC license. This incorporates all innovaphone UC components and is offered at an especially favourable price.

Current languages supported:

The innovaphone Fax-solution currently supports the following languages: German, Danish, English, Estonian, Finnish, French, Italian, Latvian, Dutch, Norwegian, Polish, Portuguese, Russian, Swedish, Slovenian, Spanish, Hongois and Czech.
(Other languages on request)

innovaphone Office Integration:

An overview of all Presence information

At a glance

Office
Integration

innovaphone Office Integration

Office Integration:

- Comprehensive display of Presence information in all MS Office applications, myPBX and the IP phone
- Outlook calendar entries are shown automatically as a Presence note
- Quick overview of the colleagues' and business partners' Presence status thanks to Presence icons in all applications
- Automatic real time update of Presence information and notes
- Individually configurable Presence notes
- The display period for a Presence note can be configured

Requirement:

- innovaphone PBX (from version 10)
- innovaphone myPBX (Windows Launcher)
- Microsoft Exchange Server 2010 or 2013
- Microsoft Office 2010 or 2013
- Linux application platform (V10) on the innovaphone PBX

Licensing:

- One port license and one myPBX license per myPBX user

innovaphone AG

Böblinger Str. 76 | 71065 Sindelfingen | Germany
T +49 7031 73009-0 | F +49 7031 73009-9
info@innovaphone.com | www.innovaphone.com

Copyright © 2016 innovaphone® AG. (E 11/2013) | (A02/2016)
Errors and omissions excepted. All information, technical specifications
and delivery times may be subject to change.

innovaphone 
PURE IP COMMUNICATIONS