

effexx eConference

a graphic, web-based tool to manage and control conferences comfortably on innovaphone PBX

eConference allows to create new audio conferences by a simple eMail-invitation. Ongoing conferences can be managed easily by the conference leader.

Functions available within your conference:

- > Planning a conference
- > Inviting participants via eMail
- > Locking a conference
- > Muting / activating participants
- > De-/activating an exclusive speaker
- > Disconnecting a participant

The application of the **eConference** tool is carried out on the current web browser – there is no need to install client software.

eConference is installed on the second half of the CPU processor – the so called „application core“ of the innovaphone PBX – therefore, no separate server is needed. **eConference** can be used as an expansion module of an existing innovaphone PBX or as an separate conference tool (additional innovaphone components necessary).

eConference can be connected to the Active Directory and enables the user's logon via the domain net log-on.

System requirements:

- > innovaphone PBX (IPxx10, IPxx11, IPVA/virtual Appliance)
- > with AD-identification: installation and allocation of two active-directory groups by client
- > released for all major browsers
- > further on request


Contact

effexx Telekommunikation GmbH
Grube Neue Haardt 1 • D-57076 Siegen
Tel. +49 (0)271 / 70 95-200 • vertrieb@effexx.com

Regional offices: Frankfurt a.M, Bonn, Dortmund

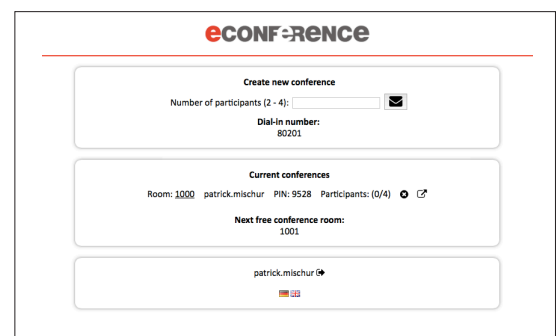
www.effexx.com

Log-on



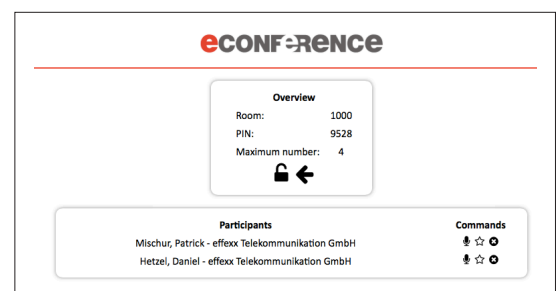
The log-on screen displays the 'eCONFERENCE' logo at the top. Below it, there are two input fields: 'Username:' and 'Password:'. A login button with a right-pointing arrow is located below the password field. At the bottom, there are small icons for German and English language selection.

Planning conferences

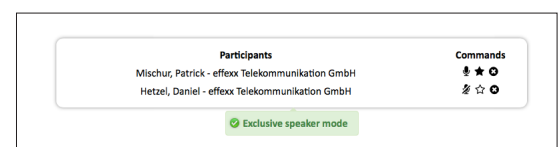


The planning screen shows the 'eCONFERENCE' header. It contains three main sections: 1. 'Create new conference' with a text input for 'Number of participants (2 - 4):' and a 'Send' button. 2. 'Current conferences' showing details for a room (Room: 1000, Name: patrick.mischur, PIN: 9528, Participants: 0/4) with a lock icon. 3. 'Next free conference room:' showing room 1001. At the bottom, there is a search bar with 'patrick.mischur' entered and a search icon.

Controlling an ongoing conference



The control screen displays the 'eCONFERENCE' header. It features an 'Overview' box showing 'Room: 1000', 'PIN: 9528', and 'Maximum number: 4', along with lock and back icons. Below this, there are two columns: 'Participants' listing 'Mischur, Patrick - effexx Telekommunikation GmbH' and 'Hetzel, Daniel - effexx Telekommunikation GmbH', and 'Commands' with icons for mute, volume, and other controls.



This screen is identical to the previous one but includes a green button at the bottom labeled 'Exclusive speaker mode'.